




M/ET-PD-EN2024V2
info@elite-solar.com

ET-M754BHWWWB

400W-420W

PERC MODULE



Increased Efficiency

Increased module conversion efficiency from half cut cell structure (low resistance characteristic, decreased mismatch loss).



MBB Solar Cell

Revamped circuitry featuring reduced internal current distances, minimizing resistance losses.



PID Resistance

Excellent Anti-PID performance guarantees limited power degradation for mass production.



Severe Weather Resilience

Certified to withstand: wind load (2400 Pascal) and snow load (5400 Pascal).

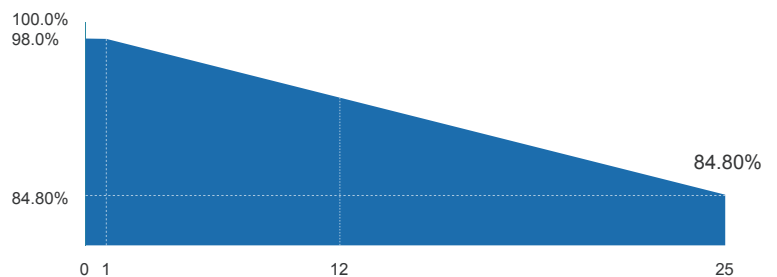


Durability Against Extreme Environmental Conditions

Exceptional durability against salt mist and ammonia exposure.

WARRANTY

■ Elite Solar Mono Module
Linear Performance Warranty



1st year $\leq 2\%$, 2nd~25th years $\leq 0.55\%$ / year



Guarantee on product material and workmanship



Linear power output warranty

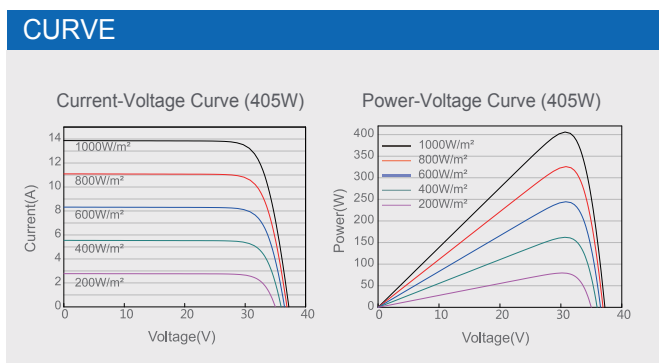
IEC61215
IEC61730
UL61215
UL61730



ELECTRICAL SPECIFICATIONS					
Module Type	ET-M754BH400WW/WB	ET-M754BH405WW/WB	ET-M754BH410WW/WB	ET-M754BH415WW/WB	ET-M754BH420WW/WB
Maximum Power -P _{mp} (W)	400	405	410	415	420
Open Circuit Voltage -V _{oc} (V)	37.07	37.23	37.32	37.45	37.58
Short Circuit Current -I _{sc} (A)	13.79	13.87	13.95	14.02	14.10
Maximum Power Voltage -V _{mp} (V)	31.01	31.21	31.45	31.61	31.80
Maximum Power Current -I _{mp} (A)	12.90	12.98	13.04	13.13	13.21
Module Efficiency STC-η _m (%)	20.5%	20.7%	21.0%	21.3%	21.5%
Power Tolerance (W)	0-+3%				
Pmax Temperature Coefficient	-0.340%/°C				
Voc Temperature Coefficient	-0.263%/°C				
Isc Temperature Coefficient	+0.054%/°C				
Fire Performance	Class C(IEC)/Type 1(UL)				

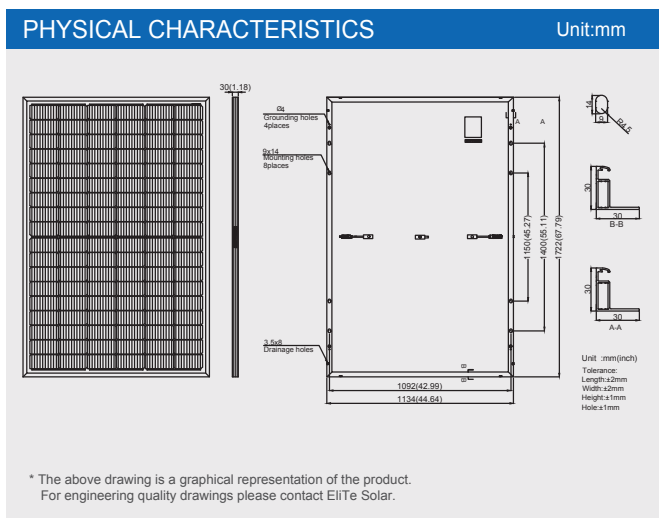
ELECTRICAL SPECIFICATIONS(NOCT)					
Module Type	ET-M754BH400WW/WB	ET-M754BH405WW/WB	ET-M754BH410WW/WB	ET-M754BH415WW/WB	ET-M754BH420WW/WB
Maximum Power -P _{mp} (W)	302	306	310	314	318
Open Circuit Voltage -V _{oc} (V)	34.88	35.02	35.23	35.37	35.51
Short Circuit Current -I _{sc} (A)	11.03	11.10	11.16	11.22	11.29
Maximum Power Voltage -V _{mp} (V)	29.26	29.47	29.72	29.89	30.07
Maximum Power Current -I _{mp} (A)	10.32	10.38	10.43	10.50	10.57

MECHANICAL SPECIFICATIONS	
External Dimension	1722 x 1134 x 30mm
Weight	21.5kg
Solar Cells	PERC Mono crystalline 182 x 91 mm (108pcs)
Front Glass	3.2mm AR coating tempered glass
Frame	Anodized aluminium alloy
Junction Box	IP68, 3 diodes
Cable Length (Including Connector)	4.0 mm²(12AWG), Portrait:200mm(+)/400mm(-);Or customized
Connector	MC4 Compatible



APPLICATION CONDITIONS	
Maximum System Voltage	1500VDC
Maximum Series Fuse Rating	25A
Operating Temperature	-40~+85 °C
Nominal Operating Cell Temperature	45±2 °C
Mechanical Load	5400Pa/2400Pa

PACKING MANNER	
Container	40'HQ
Pieces per Pallet	36
Size of packing (mm)	1760*1130*1264
Weight of packing (kg)	813
Pieces per Container	936/838(NA)



Note: The specifications are obtained under the Standard Test Conditions (STCs): 1000 W/m² solar irradiance, 1.5 Air Mass, and cell temperature of 25°C. The NOCT is obtained under the Test Conditions: 800 W/m², 20°C ambient temperature, 1m/s wind speed, AM 1.5 spectrum. Please contact info@elite-solar.com for technical support. The actual transactions will be subject to the contracts. This parameter is for reference only and it is not a part of the contracts. The specifications are subject to change without prior notice.